







6th Form

Medium Term Plans



Subject	Independence	Unit/Area	Every Picture Tells a Story	Year Group	6th Form PMLD SLD	Term	Year 2 Term 2	
Learning Outcomes	Teaching Activities and Resources			Assessment Opportunities and Links to B²				
All will	<ul style="list-style-type: none"> Encounter and experience 			<ul style="list-style-type: none"> Following a sequence of pictures to carry out a task eg washing up or making a sandwich Match pictures to tasks / objects eg wash hands, get book 				<ul style="list-style-type: none"> Photos / videos / Audio Observations Notes B² / ASDAN / Pre-Entry Milestones / Steps
Most will	<ul style="list-style-type: none"> Encounter, experience and develop an awareness of 			<ul style="list-style-type: none"> Role play – act out a task from a picture or sequence of pictures Associate an object or object of reference with a task or place 				
Some will	<ul style="list-style-type: none"> Develop an understanding 			<ul style="list-style-type: none"> Find pictures of familiar people Scavenger / Treasure Hunt. Find familiar places from pictures Out of place pictures. What is wrong with this picture? Find the odd one out Social sight symbols et toilet, lift etc 				